

Asset Class	Arab Equities Arab Fixed Income	Geographical Focus	Arab MENA	Last NAV and total month return	
Fund Size	\$2,858,032.47	Domicile	Saudi Arabia	\$913.11	-10.41% ↓ Benchmark -10.82% ↓

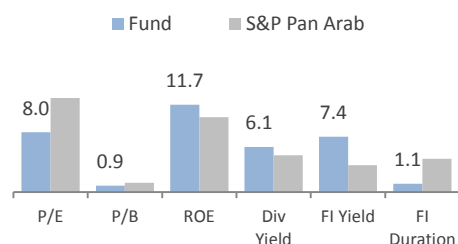
INVESTMENT OVERVIEW

The fund aims to achieve medium to long term capital appreciation by investing a minimum of 30% of its assets in Fixed Income instruments and a maximum of 70% of its assets in listed Equities of the Arab Markets in the MENA region.

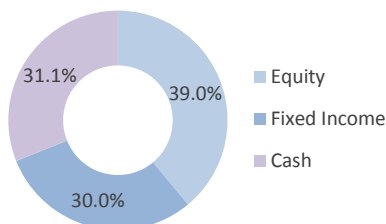
CUMULATIVE PERFORMANCE *Total Return figures net of all fees*

1-Year Performance		3-Year Performance		5-Year Performance		Since Inception	
Fund	Benchmark	Fund	Benchmark	Fund	Benchmark	Fund	Benchmark
-13.00%	-7.87%	-7.31%	+5.63%	-14.28%	+3.48%	-8.69%	+19.12%
		Annualized -2.50%	Annualized +1.84%	Annualized -3.03%	Annualized +0.69%	Annualized -1.33%	Annualized +2.61%

PORTFOLIO CHARACTERISTICS



ASSET ALLOCATION



DISCLOSURES

Pct. Of total fees as at end 1Q20

Fund Expenses	
Amount	SR 43,290.94
Pct. of avg. NAV	0.87%

Fund Manager Investment end.1Q20

Fund Manager's investment	
Amount	SR 1,141,383.25
Pct. of avg. NAV	40.35%

Dealing expenses as at end.1Q20

Dealing expenses	
Amount	SR 9,327.98
Pct. of avg. NAV	0.19%

Measures of risk for.1Q20

Risk Measures	
STDEV. FUND	12.28%
STDEV. BM	12.65%
Sharpe Ratio Fund	-1.26
Sharpe Ratio BM	-0.82

Profits distributed as at 1Q20

The fund does not distribute profit but instead re-invests them into the fund

Percentage of borrowing

Not Applicable

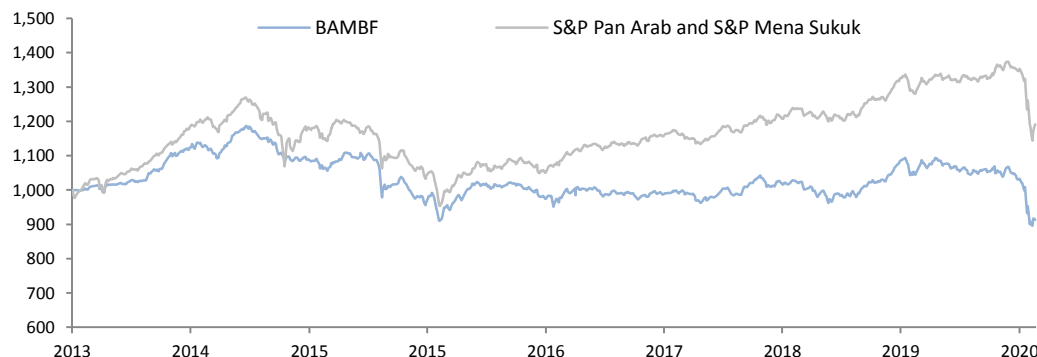
SECTOR EXPOSURE *as of 31/03/2020 FUND vs BM*

Cash	31.06%
Communications	20.66%
Funds	19.67%
Financial	18.52%
T-Bills	6.95%
Consumer, Non-cyclical	2.06%
Basic Materials	0.77%
Energy	0.32%

TOP HOLDINGS *as of 01/01/2020 FUND vs BM*

BLOM MSCI SA SELECT MIN VOL	19.29%
National Bank Of Kuwait	5.46%
Egypt T-Bills	5.46%
Equate Petrochemical Co. Bond	5.13%
Batelco Int. Finance Co. Bond	5.10%
Blom Bank Bond	5.00%
Mashreq Bank Bond	4.48%
Qatar National Bank	4.14%
NMC Health Care Co. Bond	4.03%
Qtel Int. Finance Ltd. Bond	3.89%

Performance vs Benchmark *Total Return figures net of all fees- Compared to S&P Pan Arab & S&P MENA Sukuk*



KEY FACTS

LAUNCH DATE	19/06/2013
LIQUIDITY	Bi-Weekly
BENCHMARK	55% S&P Pan Arab Composite Index 45% S&P MENA Bonds & Sukuks
MANAGER	Blominvest Saudi Arabia
CUSTODIAN & ADMINISTRATOR	HSBC Saudi Arabia Ltd.
FEES	Management Fees: 1.5% Subscription Fees: 0.50%