

Asset Class	<b>Arab Equities   Arab Fixed Income</b>	Geographical Focus	<b>Arab MENA</b>	Last NAV and total month return	
Fund Size	<b>\$3,022,940.67</b>	Domicile	<b>Saudi Arabia</b>	<b>\$ 994.10</b>	<b>+0.47%</b> Benchmark <b>+0.77%</b>

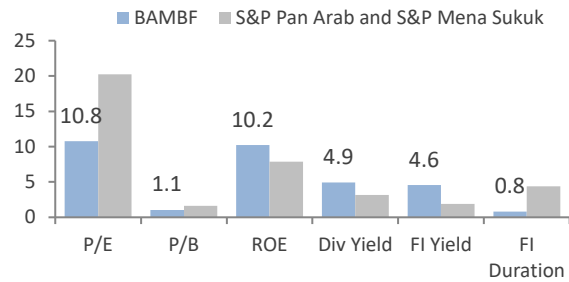
## INVESTMENT OVERVIEW

The fund aims to achieve medium to long term capital appreciation by investing a minimum of 30% of its assets in Fixed Income instruments and a maximum of 70% of its assets in listed Equities of the Arab Markets in the MENA region.

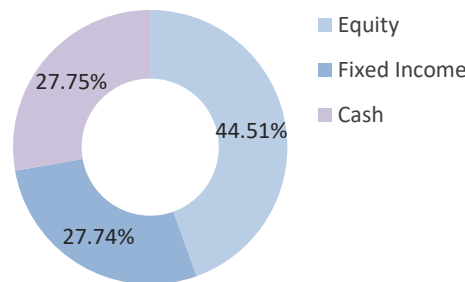
## CUMULATIVE PERFORMANCE Total Return figures net of all fees

1-Year Performance		3-Year Performance		5-Year Performance		Since Inception	
Fund	Benchmark	Fund	Benchmark	Fund	Benchmark	Fund	Benchmark
<b>-6.72%</b>	<b>+3.38%</b>	<b>+0.14%</b>	<b>+18.72%</b>	<b>-2.23%</b>	<b>+26.07%</b>	<b>-0.59%</b>	<b>+37.83%</b>
		Annualized +0.05%	Annualized +5.58%	Annualized -0.45%	Annualized +4.74%	Annualized -0.08%	Annualized +4.5%

## PORTFOLIO CHARACTERISTICS



## ASSET ALLOCATION



## DISCLOSURES

### Pct. Of total fees as at end 3Q20

<b>Fund Expenses</b>	
Amount	36,215.88
Pct. of avg. NAV	1.23%

### Fund Manager Investment end 3Q20

<b>Fund Manager's investment</b>	
Amount	1,242,625.75
Pct. of avg. NAV	41.56%

### Dealing expenses as at end 3Q20

<b>Dealing expenses</b>	
Amount	57.96
Pct. of avg. NAV	0.00%

### Measures of risk for 3Q20

<b>Risk Measures</b>	
STDEV. FUND	11.27%
STDEV. BM	13.75%
Sharpe Ratio Fund	-0.74
Sharpe Ratio BM	0.13

### Profits distributed as at 3Q20

The fund does not distribute profit but instead re-invests them into the fund

### Percentage of borrowing

Not Applicable

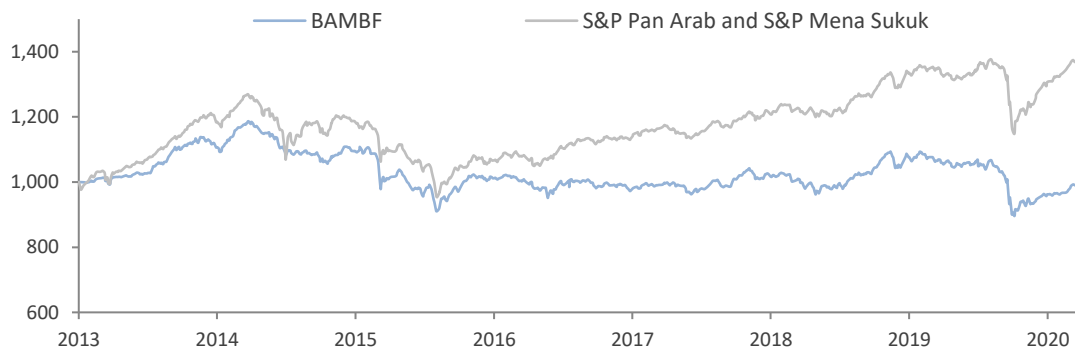
## TOP SECTOR EXPOSURE as of 30/09/2020 FUND vs BM

Financial	28.85%
Cash	27.75%
Fund	24.25%
Communications	10.23%
T-Bills	6.79%
Basic Materials	0.84%
Consumer, Non-cyclical	0.91%
Energy	0.38%

## TOP HOLDINGS as of 01/07/2020 FUND vs BM

BLOM MSCI SA SELECT MIN VOL	21.67%
MASQUH 4 ¼ 02/26/24	8.86%
QTELOD 4 ¼ 02/16/21	7.60%
KSA 2 ¼ 10/26/21	6.78%
BLOMLB 7 ½ 05/04/23	4.49%
QATAR NATIONAL BANK	3.45%
FIRST ABU DHABI BANK PJSC	2.83%
EMIRATES TELECOM GROUP CO	2.33%
BANKMUSCAT SAOG	2.07%
NATIONAL BANK OF KUWAIT	2.02%

## PERFORMANCE VS BENCHMARK Total Return figures net of all fees - Compared to S&P Pan Arab & S&P MENA Sukuk



## KEY FACTS

<b>LAUNCH DATE</b>	19/06/2013
<b>LIQUIDITY</b>	Bi-Weekly
<b>BENCHMARK</b>	55% S&P Pan Arab Composite Index 45% S&P MENA Bonds & Sukuks
<b>MANAGER</b>	Blominvest Saudi Arabia
<b>CUSTODIAN &amp; ADMINISTRATOR</b>	HSBC Saudi Arabia Ltd.
<b>FEES</b>	Management Fees: 1.5% Subscription Fees: 0.50%