

# BLOM Fund of REITs

Quarterly FACT SHEET // March 2020

Asset Class **Saudi Arabia REITs** Geographical Focus **Saudi Arabia**  
 Fund Size **SR 31,141,856.78** Domicile **Saudi Arabia**

Last NAV and total month return  
**SR 113.05** **-12.20%** Benchmark **-12.29%**

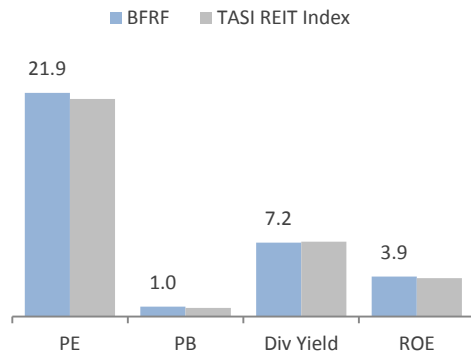
## INVESTMENT OVERVIEW

The primary objective of the Fund is to achieve medium to long-term capital appreciation as well as periodic dividend distributions through investing in REITs listed on the Saudi Market. The fund will not invest in any REIT that has exposure to Makkah or Madinah, whether the REIT is listed, or about to be listed in an initial public offering (IPO).

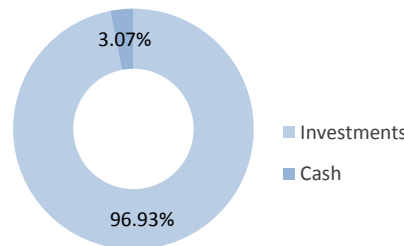
## CUMULATIVE PERFORMANCE *Total Return figures net of all fees- Compared to the benchmark*

1-Year Performance		3-Year Performance		5-Year Performance		Since Inception	
FUND	INDEX	FUND	INDEX	FUND	INDEX	FUND	Benchmark
<b>+9.63%</b>	<b>+4.68%</b>	-	-	-	-	<b>+10.50%</b>	<b>+1.02%</b>
						Annualized +5.23%	Annualized +0.52%

## PORTFOLIO CHARACTERISTICS



## ASSET ALLOCATION



## DISCLOSURES

### Pct. of total fees as at end Q1 2020

Fund Expenses	
Amount	SR 149,030.90
Pct. of avg. NAV	0.43%

### Fund Manager Investment end Q1 2020

Fund Manager's investment	
Amount	SR 10,300,750
Pct. of avg. NAV	33.25%

### Dealing expenses as at end 3Q19

Dealing expenses	
Amount	SR 0
Pct. of avg. NAV	0%

### Measures of risk for Q1 2020

Risk Measures	
STDEV. FUND	18.26%
STDEV. BM	17.35%
Sharpe Ratio Fund	0.39
Sharpe Ratio BM	0.13

### Profits distributed as at Q1 2020

Amount	SR 914,048.26
Pct. of avg. NAV	3.04%

### Percentage of borrowing

Not Applicable

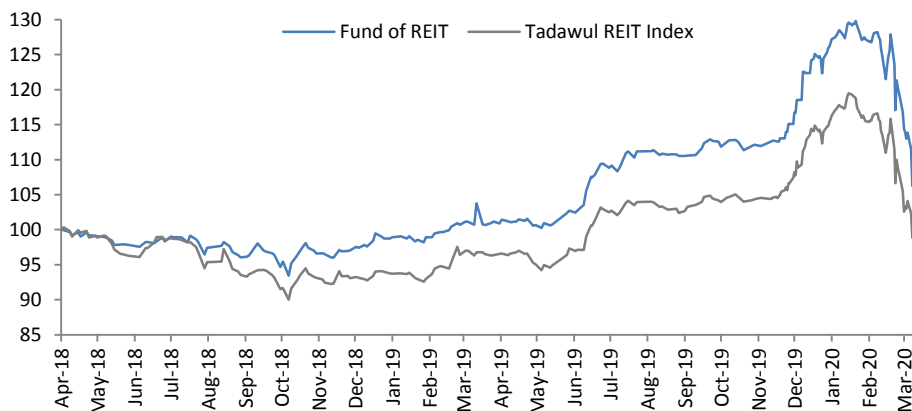
## FUND TOP HOLDINGS as of 01/01/2020

Derayah REIT Fund	21.38%
Mulkia Gulf Real Estate REIT	19.99%
Al Rajhi REIT Fund	17.90%
Musharaka REIT Fund	17.72%
Jadwa REIT Saudi Fund	11.95%
AlAhli REIT Fund 1	7.77%
Taleem REIT Fund	1.48%

## INDEX TOP HOLDINGS as of 01/01/2020

Jadwa REIT Saudi Fund	15.09%
Riyad REIT Fund	11.88%
Al Rajhi REIT	10.07%
Derayah REIT	9.40%
Musharaka	7.10%
Alkhabeer REIT	6.14%
Bonyan REIT	5.44%

## Performance vs Benchmark *Total Return figures net of all fees- Compared to Tadawul REIT Index.*



## KEY FACTS

<b>LAUNCH DATE</b>	04/16/2018
<b>ISIN CODE</b>	-
<b>LIQUIDITY</b>	Bi-Weekly
<b>BENCHMARK</b>	Tadawul REITs Index
<b>MANAGER</b>	Blominvest Saudi Arabia Fund
<b>CUSTODIAN &amp; ADMINISTRATOR</b>	Saudi Fransi Capital
<b>FEES</b>	Management Fees: 0.80% Subscription Fees: 1.00%