

Asset Class	Arab Equities Arab Fixed Income	Geographical Focus	Arab MENA	Last NAV and total month return	
Fund Size	\$3,001,225.41	Domicile	Saudi Arabia	\$ 957.35	+1.08% Benchmark +2.77%

INVESTMENT OVERVIEW

The fund aims to achieve medium to long term capital appreciation by investing a minimum of 30% of its assets in Fixed Income instruments and a maximum of 70% of its assets in listed Equities of the Arab Markets in the MENA region.

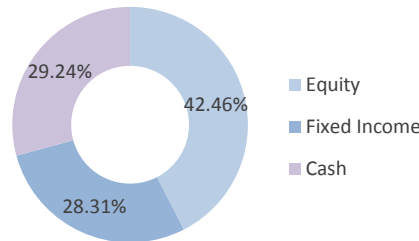
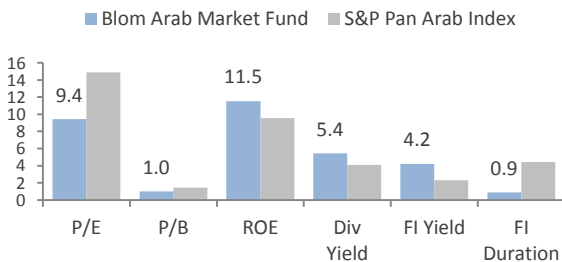
CUMULATIVE PERFORMANCE Total Return figures net of all fees

1-Year Performance		3-Year Performance		5-Year Performance		Since Inception	
Fund	Benchmark	Fund	Benchmark	Fund	Benchmark	Fund	Benchmark
-10.05%	-0.41%	-2.48%	+13.79%	-13.63%	+8.96%	-4.27%	+30.48%
		Annualized -0.84%	Annualized +4.40%	Annualized -2.89%	Annualized +1.73%	Annualized -0.62%	Annualized +3.85%

PORTFOLIO CHARACTERISTICS

ASSET ALLOCATION

DISCLOSURES



Pct. Of total fees as at end 2Q20

Fund Expenses	
Amount	34,664.64
Pct. of avg. NAV	1.18%

Fund Manager Investment end 2Q20

Fund Manager's investment	
Amount	1,196,680.37
Pct. of avg. NAV	41.56%

Dealing expenses as at end 2Q20

Dealing expenses	
Amount	3,630.21
Pct. of avg. NAV	0.12%

Measures of risk for 2Q20

Risk Measures	
STDEV. FUND	11.75%
STDEV. BM	13.09%
Sharpe Ratio Fund	-1.07
Sharpe Ratio BM	-0.22

Profits distributed as at 2Q20

The fund does not distribute profit but instead re-invests them into the fund

Percentage of borrowing

Not Applicable

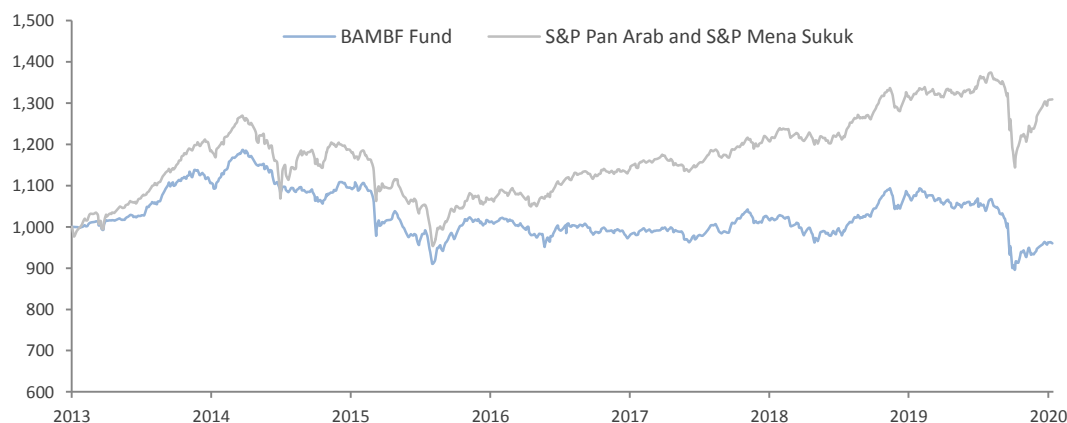
SECTOR EXPOSURE as of 30/06/2020 FUND vs BM

TOP HOLDINGS as of 01/04/2020 FUND vs BM

Cash	29.24%
Financial	28.74%
Fund	22.47%
Communications	10.63%
T-Bills	6.92%
Basic Materials	0.88%
Consumer, Non-cyclical	0.76%
Energy	0.35%

BLOM MSCI SA SELECT MIN VOL	20.26%
BATELC 4 ¼ 05/01/20	10.40%
QTELQD 4 ¾ 02/16/21	7.64%
KSA 2 ¾ 10/26/21	6.90%
BLOMLB 7 ½ 05/04/23	4.84%
QATAR NATIONAL BANK	3.46%
FIRST ABU DHABI BANK PJSC	2.54%
EMIRATES TELECOM GROUP	2.09%
BANKMUSCAT SAOG	1.98%
NATIONAL BANK OF KUWAIT	1.80%

Performance vs Benchmark Total Return figures net of all fees- Compared to S&P Pan Arab & S&P MENA Sukuk



KEY FACTS

LAUNCH DATE	19/06/2013
LIQUIDITY	Bi-Weekly
BENCHMARK	55% S&P Pan Arab Composite Index 45% S&P MENA Bonds & Sukuks
MANAGER	Blominvest Saudi Arabia
CUSTODIAN & ADMINISTRATOR	HSBC Saudi Arabia Ltd.
FEES	Management Fees: 1.5% Subscription Fees: 0.50%