

Asset Class	Arab Equities Arab Fixed Income	Geographical Focus	Arab MENA	Last NAV and total month return		
Fund Size	\$ \$5,727,797.21	Domicile	Saudi Arabia	\$1,053.57	+0.12% ↑	Benchmark +2.77% ↑

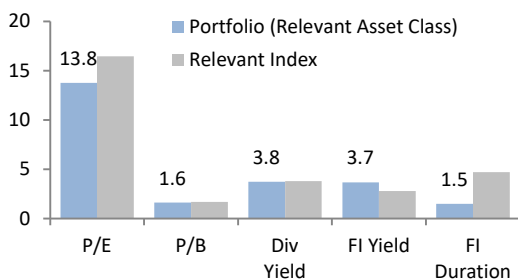
INVESTMENT OVERVIEW

The fund aims to achieve medium to long term capital appreciation by investing a minimum of 30% of its assets in Fixed Income instruments and a maximum of 70% of its assets in listed Equities of the Arab Markets in the MENA region.

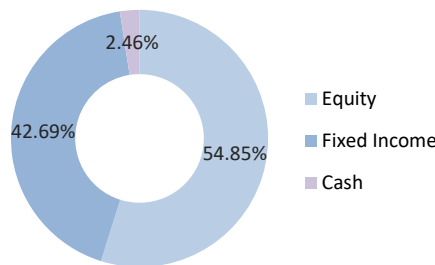
CUMULATIVE PERFORMANCE *Total Return figures net of all fees- Compared to S&P Pan Arab Composite and S&P MENA Bonds & Sukuks Indexes - Total Return*

1-Year Performance		3-Year Performance		5-Year Performance		Since Inception	
Fund	Benchmark	Fund	Benchmark	Fund	Benchmark	Fund	Benchmark
+6.27%	+11.89%	+5.51%	+22.84%	-3.30%	+21.04%	+5.36%	+36.60%
		Annualized +1.80%	Annualized +7.10%	Annualized -0.67%	Annualized +3.89%	Annualized +0.80%	Annualized +4.89%

PORTFOLIO CHARACTERISTICS



ASSET ALLOCATION



DISCLOSURES

Pct. Of total fees as at end 4Q19

Fund Expenses	
Amount	SR 56,889.49
Pct. of avg. NAV	0.86%

Fund Manager Investment end 4Q19

Fund Manager's investment	
Amount	SR 1,947,060.80
Pct. of avg. NAV	33.99%

Dealing expenses as at end 4Q19

Dealing expenses	
Amount	SR 6,809.00
Pct. of avg. NAV	0.10%

Measures of risk – Annualized 2019

Risk Measures	
STDEV. FUND	7.12%
STDEV. BM	6.31%
Sharpe Ratio Fund	0.52
Sharpe Ratio BM	1.48

Profits distributed as at 4Q19

The fund does not distribute profit but instead re-invests them into the fund

Percentage of borrowing

Not Applicable

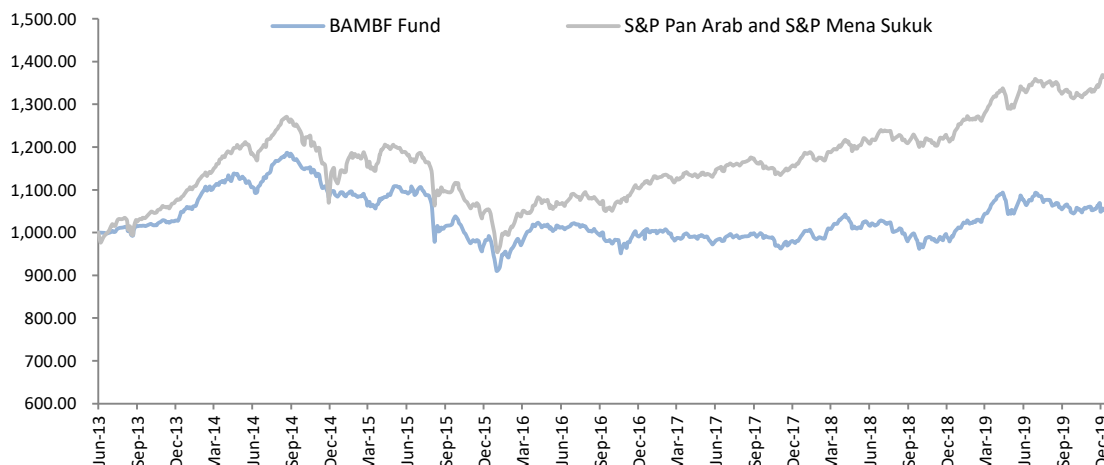
SECTOR EXPOSURE *as at 31/12/2019*

Financial	30.8%
Funds	18.2%
Cash	17.8%
Communications	10.0%
Consumer, Non-cyclical	7.6%
Government	7.5%
Basic Materials	5.4%
Energy	1.0%
Consumer, Cyclical	0.8%
Industrial	0.6%

TOP HOLDINGS *as at 01/10/2019*

BLOM MSCI SA Select Min Vol Fund	16.04%
EGYPT T-BILL 01102019 EGP	5.16%
BLOM Bank 7.5% 75	4.36%
Equate Petrochemical BV 3 22	4.33%
Batelco 4.25 20	4.32%
National Bank of Kuwait SAKP	4.09%
NMC Healthcare, 5.95 50	3.80%
Mashreqbank PSC 4.25 139	3.77%
Al Rajhi Bank	3.53%
Qatar National Bank	3.32%

Fund Performance - Total Return



KEY FACTS

LAUNCH DATE	19/06/2013
LIQUIDITY	Bi-Weekly
BENCHMARK	55% S&P Pan Arab Composite Index 45% S&P MENA Bonds & Sukuks
MANAGER	Blominvest Saudi Arabia
CUSTODIAN & ADMINISTRATOR	HSBC Saudi Arabia Ltd.
FEEs	Management Fees: 1.5% Subscription Fees: 0.50%