

Asset Class	Equities	Geographical Focus	Saudi Arabia	Last NAV and total month return	
Fund Size	SR 11,127,976	Domicile	Saudi Arabia	SR 1,622.53	-0.44% ↓
				Benchmark	-0.97% ↓

INVESTMENT OVERVIEW

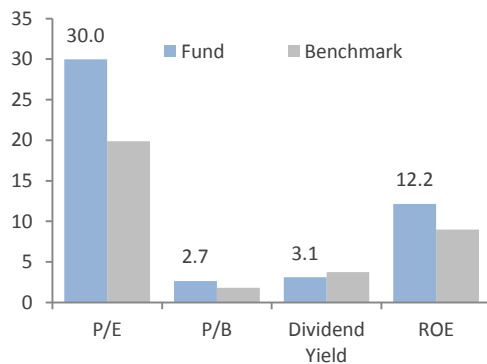
The Fund primarily invests in equity securities listed on Tadawul, either directly or through other funds or collective investment schemes established under the laws and regulations of the kingdom of Saudi Arabia. The objective of the Fund is to generate long-term capital growth.

CUMULATIVE PERFORMANCE *Total Return figures net of all fees- Compared to Tadawul All Share Index (TASI)- Price Return*

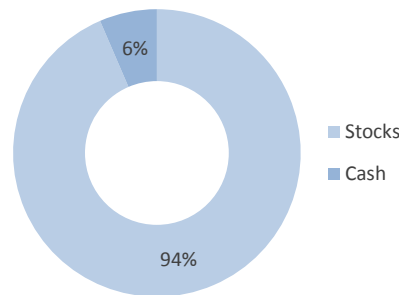
1-Year Performance		3-Year Performance		5-Year Performance		Since Inception	
Fund	Benchmark	Fund	Benchmark	Fund	Benchmark	Fund	Benchmark
+10.26%	+2.29%	+58.07%	+46.21%	-13.61%	-24.78%	+62.25%	+22.37%
		Annualized +16.5%	Annualized +13.5%	Annualized -2.88%	Annualized +5.54%	Annualized +6.05%	Annualized +2.48%

PORTFOLIO ANALYTICS

PORTFOLIO CHARACTERISTICS



ASSET ALLOCATION



DISCLOSURES

Pct. Of total fees as at end 3Q19

Fund Expenses	
Amount	SR 116,285.03
Pct. of avg. NAV	0.88%

Fund Manager Investment end 3Q19

Fund Manager's investment	
Amount	SR 2,009,503.40
Pct. of avg. NAV	18.06%

Dealing expenses as at end 3Q19

Dealing expenses	
Amount	SR 10,084.36
Pct. of avg. NAV	0.08%

Measures of risk for 3Q19

Risk Measures	
STDEV. FUND	18.22%
STDEV. BM	19.21%
Sharpe Ratio Fund	0.4351
Sharpe Ratio BM	(0.0021)

Profits distributed as at 3Q19

The fund does not distribute profit but instead re-invests them into the fund

Percentage of borrowing

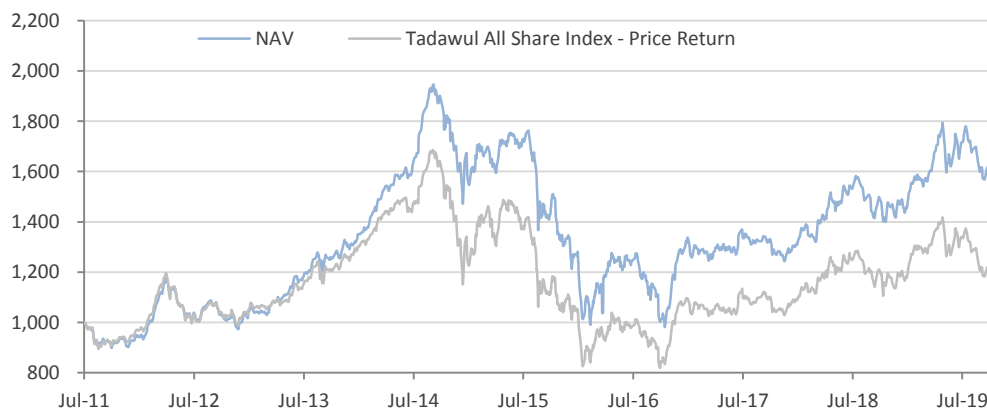
Not Applicable

SECTOR EXPOSURE

Sector	Fund	Benchmark
Financials	31.58	47.36
Materials	19.29	22.89
Telecom Services	8.74	7.52
Consumer Discretionary	8.18	4.20
Industrials	7.13	1.83
Consumer Staples	5.09	4.04
Health Care	5.04	1.50
Real Estate	4.92	6.93
Energy	2.54	1.56
Utilities	1.59	1.94

TOP HOLDINGS *as at 01/07/2019 FUND vs BM*

Company	Fund	Benchmark
Al Rajhi Bank	15.33	16.10
National Commercial Bank	7.23	7.63
Riyad Bank	6.88	4.73
Saudi Telecom Co	4.76	4.84
Saudi Basic Industries Corp	4.74	7.61
Alinma Bank	4.48	2.99
Samba Financial Group	4.05	4.27
Jarir Marketing Co	3.38	1.56
Saudi British Bank/The	3.37	2.96
Banque Saudi Fransi	3.19	3.17



KEY FACTS

LAUNCH DATE	06/07/2011
LIQUIDITY	Bi-Weekly
BENCHMARK	Tadawul All Share Index
MANAGER	Blominvest Saudi Arabia Fund
CUSTODIAN & ADMINISTRATOR	HSBC Saudi Arabia Ltd.
FEES	Management Fees: 1.5% Subscription Fees: 0.50%

